



RECOMMENDED GAP WIDTH

PCB + 7.62 mm (.300 in)

WEIGHT

1.17 g/cm (.105 oz/in)

MATERIALS AND FINISH

WEDGES, BODY, SHAFT

Material:

Aluminum Alloy 6061-T6 per per
ASTM-B221 or AMS-QQ-
A-200/8

Wedges: also have Dry Film
Lube per MIL-PRF-46010

Finish:

Black Anodize per MIL-A-8625,
Type II, Class 2

LEVER

Material:

Aluminum Alloy 6061-T6 per per
ASTM-B221 or AMS-QQ-
A-200/8

Finish:

Hard Black Anodize per MIL-
A-8625, Type III, Class 2

ADJUSTMENT SCREW Material:

Stainless Steel per ASTM-A582\QQ-S-763

Finish:

Passivated per AMS2700

WASHERS

Material:

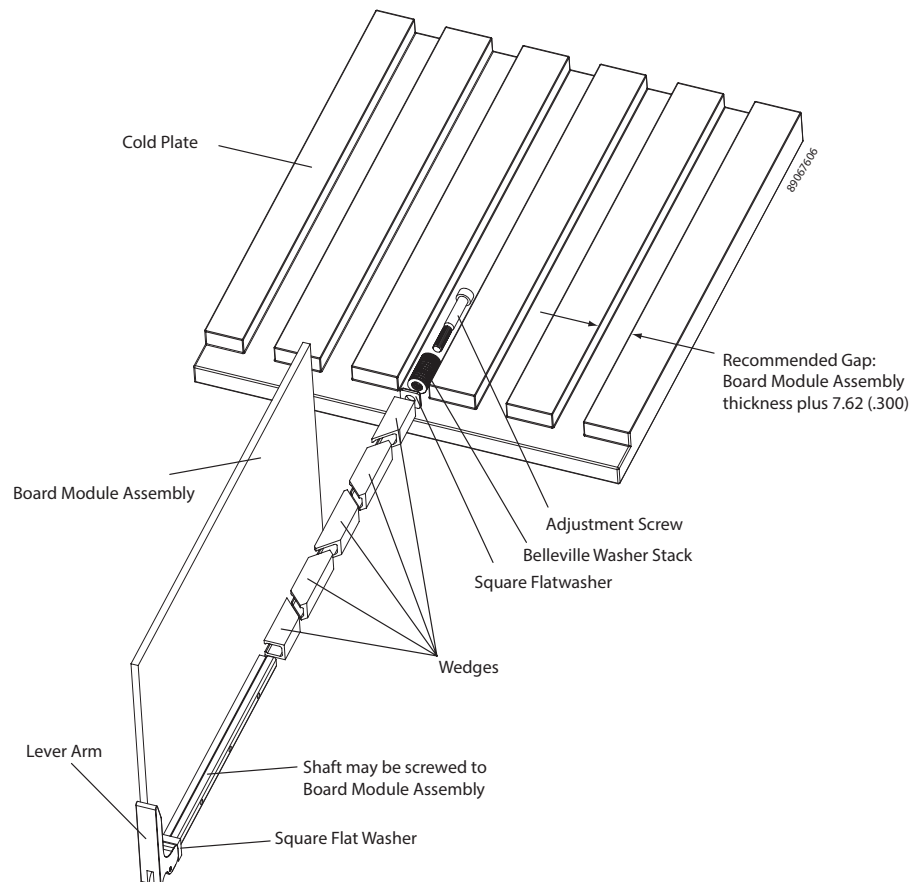
Front Washer: MPIF Standard 35 (no finish)

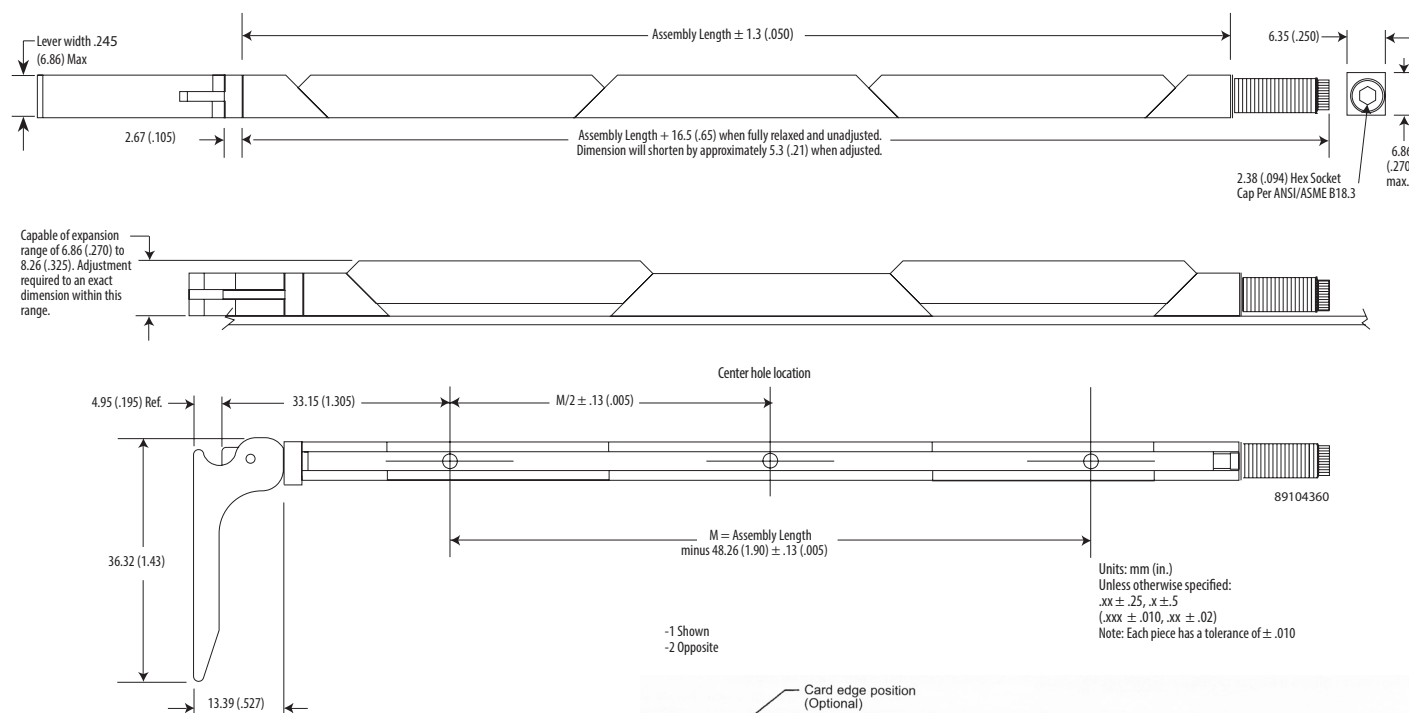
Rear Washer: ASTM-A240

Belleville Washers: ASTM-A666

Finish:

Passivated per AMS2700





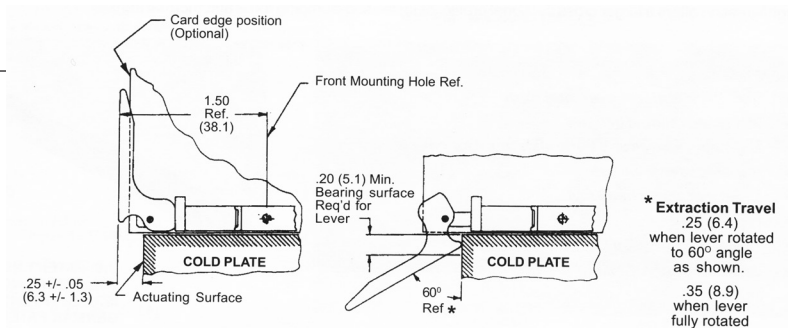
CLAMPING FORCE ADJUSTMENT PROCEDURE

Lever-Lok furnished assembled with spring stack preloaded but not adjusted.

1. Fasten Lever-Lok to Board Module Assembly
2. Insert Board Module Assembly into slot in cold plate
3. Actuate lever to locked/closed position
4. Tighten screw on end of shaft until wedges initial contact wall of cold plate slot, or slight insertion extraction drag is felt
5. Additionally tighten locknut two full turns. DO NOT EXCEED TWO (2) TURNS

Lever-Lok is now ready to use.

NOTE: Factory adjustment of clamping force available on request. See part number code.



CLAMPING FORCE DATA

Direct force of assembly is approximately 556N (125lbs), when adjusted per recommended procedure.

Direct force of assembly is affected approximately as follows: 26.7N (6lbs) per each .025 (.001) variation of cold plate slot width, or 169N (38lbs) per each full turn of screw.

Part Number Code Series LE260 Card-Lok Five Piece

Suffix options

Assembly length in inches. Standard lengths range from 71.12 (2.80), 96.52 (3.80) and 121.9 (4.80). **length.xx**
Other lengths available upon request

Mounting Options - 0-80 tapped holes **TO**
or choose from Mounting Option Table **see table**

Lever Direction **-1**
-2

Factory Preset clamping force when expanded to 7.62 (.300)

556N (125lbs) **P**
645N (145lbs) **P2**
None **[blank]**

Part Number Code Example:

LE260-2.80TM2-1P2

Series LE260 five piece lever actuated Card-Lok with extractor feature, 71.12 (2.80) long with M2 x .40 tapped mounting holes, -1 lever direction and factory preset for 645N (145lbs) clamping force when expanded to .300 DIM

MOUNTING METHOD TABLE

Code Letter	Method
[blank]	2-56 tapped hole
"TO"	0-80 tapped hole
"TM2"	M2 x 0.40 tapped hole
"TM2.5"	M2.5 x 0.45 tapped hole